

MULTI LOADER DER 2.5

PATENT PENDING



2.5 PLUS
2.5 PERFORMANCE

CRAWLER CARRIER

ALMACRAWLER 

MULTI LOADER 2.5


Multi-Loader is the new range of tracked transporters
Bi-Leveling and Radio Controlled by Almac.

Load capacity

The new Multi Loading platform offers the possibility of installing equipment and/or equipment dedicated to one's profession up to a maximum load of 2.5 t.

Track drive and low ground pressure

The tracked traction allows you to operate on all types of terrain, guaranteeing the possibility to maneuver with absolute ease and precision even in extremely small spaces, offering the minimum possible ground pressure.



Dynamic Levelling

The leveling of the loading platform, automatic when driving on tracks (Dynamic Leveling), allows use in absolute safety even in conditions of steep slopes and/or rough terrain.

Multi-Loader simultaneously compensates longitudinal slopes of 20° (40%) and lateral slopes of 14° (25%), guaranteeing the absolute integrity of the material handled.

Autonomy and auxiliary engine

The innovative Lead Crystal Battery Power-Pack (48V-180Ah) ensures up to 10 hours of operation in mixed cycle, being able to take advantage of a maximum travel speed of 2.2 Km/h.

A high-frequency battery charger installed directly inside the main chassis allows Multi-Loader to be recharged in just 5 hours, while an auxiliary 220V-2.2Kw electric pump allows the conveyor to be used during the same battery recharging phase .

External and internal use

Ecological and silent, the new Multi-Loader range offers absolute versatility of use and use both indoors and outdoors.



Dati tecnici		Plus	Performance	Technical data
Portata		2.500 kg		Max Capacity
Altezza minima		0.74 m		Max working height
Larghezza minima		1.46 m		Min Width
Larghezza massima		1.64 m		Max Width
Dynamic levelling		Si / Yes		Dynamic Levelling
Autonomia		8 h	10 h	Battery autonomy
Motorizzazione (elettropompa)		48V-3kW		Powered (electric engine)
Pacco batterie	AGM n°8 260Ah 48V	Lead Crystal n°8 180Ah 48V		Battery pack
Caricabatterie	n°1 20Ah 48V	n°2 20Ah 48V		Battery charger
Tempo di ricarica		12h	5 h	Recharging time
Comandi		Cable	Remote	Consolle
Sottocarro cingolato		Bi-Levelling		Undercarriage
Livellamento longitudinale Anteriore		20°		Longitudinal levelling Front
Livellamento longitudinale Posteriore		15°		Longitudinal levelling Rear
Livellamento laterale		+/- 14°		Lateral levelling
Elettropompa		No	220V-2kW or 110V-1,9kW	Electric pump (option)
Comandi idraulici		Proporzionali / Proportionals		Hydraulic commands
Direction-Control System		Si / Yes		Direction-Control System
Easy-Drive System		Si / Yes		Easy-Drive System
Kit per doppia velocità		max 2.20 km/h		Kit for high speed
Controllo dell'inclinazione		Autom.		Control of inclination
Pendenza superabile		25°		Gradeability
Massima pendenza laterale		25°		Side slope
Lunghezza		2.40 m		Length
Massa complessiva		1780 kg	1800 kg	Total weight

Multi-Loader is the new range of Bi-levelling and radio-controlled crawled carriers manufactured by Almac.

Loading capacity

The unique and innovative Multi-Loading tracking system adopted by Almac, combine the loading capacity of 2.5 ton, with the opportunity to install other equipment and/or specific tools for your own works and purposes.

Crawled traction and low ground pressure

The unique Bi-Levelling crawled traction allow the carrier to operate on all different type of terrain, ensuring the maximum manoeuvrability and precision even in the narrowest spaces, with the minimum ground pressure.

Dynamic Levelling

The levelling of the load-deck is completely automatic when using the Dynamic Levelling System even on slopes or uneven surfaces.

Multi-Loader can overcome both longitudinal slopes until 20° (40%) and lateral slopes until 14° (25%) at the same time, always ensuring the absolute integrity of the load being carried.

Autonomy and auxiliary engine

The innovative Lead Cristal Battery Power-Pack (48V-180Ah) provides 10 hours of working time in mixed cycle, taking advantage of a maximum movement speed of 2.2 km/h.

An High-Frequency battery charger directly installed inside the main chassis, allows the full charge of the Multi-Loader in only 5 hours, while an auxiliary mains electric pump 220V-2,2 kW enables the possibility to use the carrier also during the battery charging.

External and internal use

Ecologic and silent, the new range of Multi-Loader provide full versatility of use both in external and internal environments.

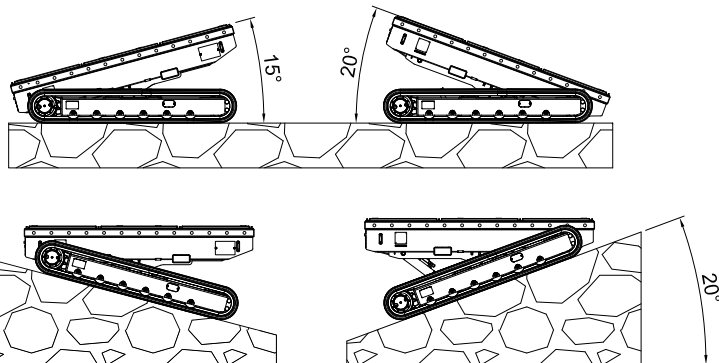
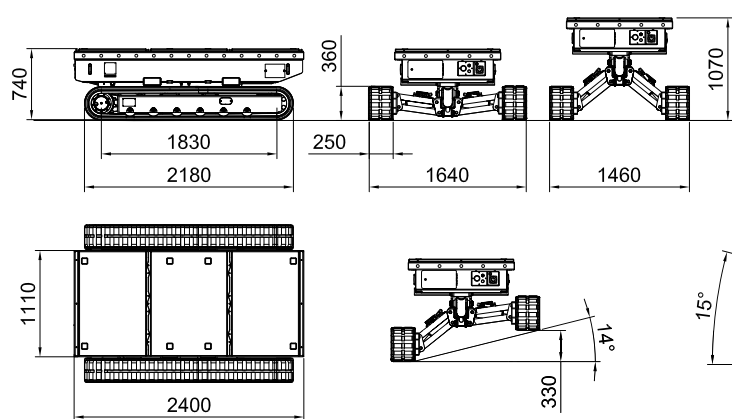
MULTI LOADER 2.5 PLUS

2.5t	12h
CAPACITY	RECHARGE
8h	20°
AUTONOMY	LONG. LEVEL.
2.2km/h	14°
SPEED	LATER. LEVEL.



MULTI LOADER 2.5 PERFORMANCE

2.5t	5h
CAPACITY	RECHARGE
10h	20°
AUTONOMY	LONG. LEVEL.
2.2km/h	14°
SPEED	LATER. LEVEL.



ALL DATA REPORTED IN THIS CATALOGUE ARE NOT BINDING. ALMAC SRL RESERVES THE RIGHT TO CHANGE SPECIFICATIONS WITHOUT PRIOR NOTICE.

Kits and options

Enlarged Chassis with ramps


Electric Winch

50mm Towball



Maxi-chassis with ramps

Chassis W = 1,30 mt L = 2,45 mt
Ramps W = 0,36 mt L = 2,50 mt



Electric winch

Tow hook

Via Caduti sul Lavoro 1
46019 Viadana (MN) - ITALY
+39 0375 83 35 27
info@almac-italia.com

ALMACRAWLER 